

FINITURA METALLICA DISPONIBILE: cromo, oro satinato, nichel nero satinato

METAL STRUCTURE AVAILABLE: chrome, satin gold, satin black nickel

- CAVO ELETTRICO COASSIALE A BASSA TENSIONE TRASPARENTE
COAXIAL LOW VOLTAGE ELECTRIC CABLE IN TRANSPARENT

- STRUTTURA IN OTTONE GALVANIZZATO
STRUCTURE IN GALVANIZED BRASS

- DRIVER INCLUSO
DRIVER INCLUDED

- LED SOSTITUIBILE DA DITTA PRODUTTRICE
LED IS REPLACEABLE BY THE MANUFACTURER

LED DISPONIBILE PER LA LINEA FREQUENCY[®] SOSPENSIONE L128 cm / LED AVAILABLE FOR FREQUENCY[®] SUSPENSION L128 cm:

LED 21,6 W DIMM - 3245 Lm - 150,2 Lm/W - 1080 mA - CRI 95 - 20V - 2700°K or 3000°K

I LUMEN INDICATI CORRISPONDONO ALL'INTENSITÀ LUMINOSA ALL'ORIGINE DELLA BACCHETTA LED

LUMEN INDICATED CORRESPONDS TO THE LUMINOUS INTENSITY AT THE ORIGIN OF THE LED LIGHT BAR

LED 21,6 W DIMM - 1350 Lm - 62,5 Lm/W - 1080mA - CRI 95 - 20V - 2700°K or 3000°K

LUMEN ALL'INTENSITÀ LUMINOSA CON VETRO TRASPARENTE

LUMEN LUMINOUS INTENSITY WITH TRANSPARENT GLASS

LED DISPONIBILE PER LA LINEA FREQUENCY[®] SOSPENSIONE L150 cm / LED AVAILABLE FOR FREQUENCY[®] SUSPENSION L150 cm:

LED 24,48 W DIMM - 3677 Lm - 150,2 Lm/W - 1080 mA - CRI 95 - 20V - 2700°K or 3000°K

I LUMEN INDICATI CORRISPONDONO ALL'INTENSITÀ LUMINOSA ALL'ORIGINE DELLA BACCHETTA LED

LUMEN INDICATED CORRESPONDS TO THE LUMINOUS INTENSITY AT THE ORIGIN OF THE LED LIGHT BAR

LED 24,48 W DIMM - 2400-2600 Lm - 100-105 Lm/W - 1080mA - CRI 95 - 20V - 2700°K or 3000°K

LUMEN ALL'INTENSITÀ LUMINOSA CON VETRO TRASPARENTE

LUMEN LUMINOUS INTENSITY WITH TRANSPARENT GLASS

LED DISPONIBILE PER LA LINEA FREQUENCY[®] L63 cm / LED AVAILABLE FOR FREQUENCY[®] L63 cm:

LED 10,8 W DIMM - 1622 Lm - 150,2 Lm/W - 540 mA - CRI 95 - 20V - 2700°K or 3000°K

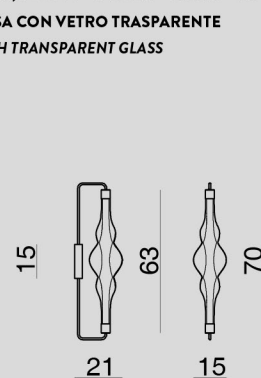
I LUMEN INDICATI CORRISPONDONO ALL'INTENSITÀ LUMINOSA ALL'ORIGINE DELLA BACCHETTA LED

LUMEN INDICATED CORRESPONDS TO THE LUMINOUS INTENSITY AT THE ORIGIN OF THE LED LIGHT BAR

LED 10,8 W DIMM - 675 Lm - 62,5 Lm/W - 540mA - CRI 95 - 20V - 2700°K or 3000°K

LUMEN ALL'INTENSITÀ LUMINOSA CON VETRO TRASPARENTE

LUMEN LUMINOUS INTENSITY WITH TRANSPARENT GLASS



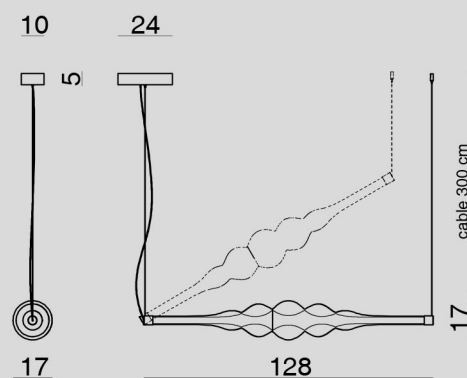
AP1551

APPLIQUE / WALL LAMP

L15 - P21 - H70 cm

LLED 10,8 W DIMM - 1622 Lm - 150,2 Lm/W
540 mA - CRI 95 - 20V - 2700°K or 3000°K

CE IP20 Δ 1m



1553.OR.1

SOSPENSIONE / HANGING LAMP

L128 - P17 - H17 cm - cavo/cable 300 cm

LED 21,6 W DIMM - 3245 Lm - 150,2 Lm/W
1080 mA - CRI 95 - 20V - 2700°K or 3000°K

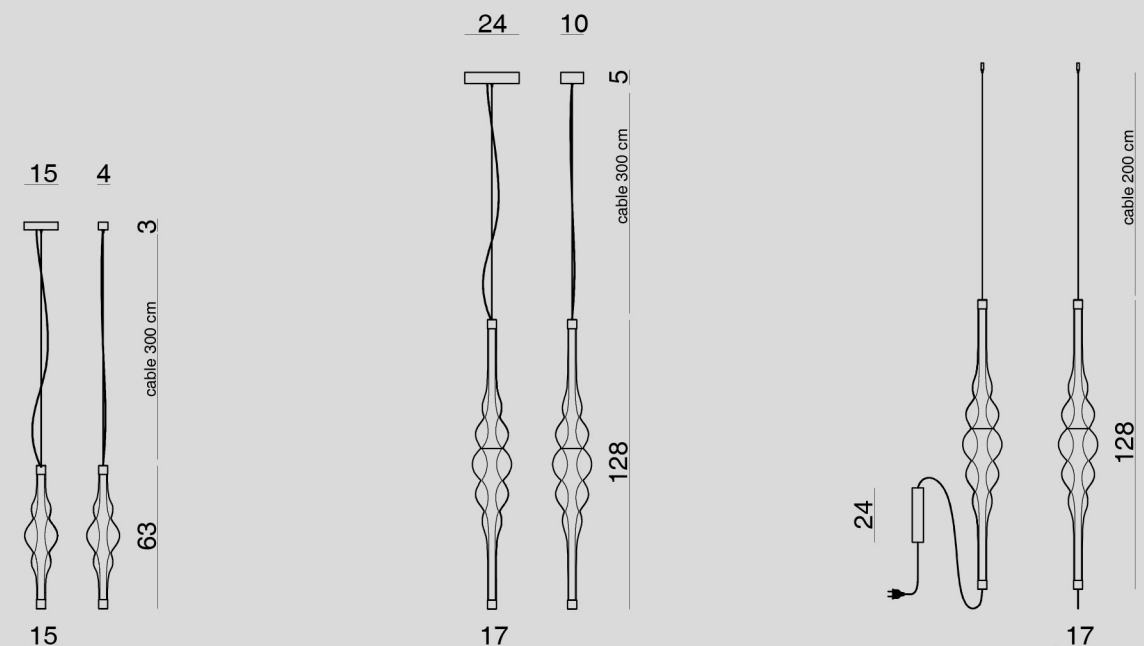
CE IP20 Δ 1m

A RICHIESTA:
ON DEMAND:

CON COMPONENTI UL
WITH UL COMPONENTS

DIMMERABILE: SÌ
(vedi info listino)

DIMMABLE: YES
(see price list info)



MINI1553.VE

SOSPENSIONE / HANGING LAMP

L15 - P15 - H63 cm - cavo/cable 300 cm

LED 10,8 W DIMM - 1622 Lm - 150,2 Lm/W
540 mA - CRI 95 - 20V - 2700°K or 3000°K

CE IP20 Δ 1m

1553.VE

SOSPENSIONE / HANGING LAMP

L17 - P17 - H128 cm - cavo/cable 300 cm

LED 21,6 W DIMM - 3245 Lm - 150,2 Lm/W
1080 mA - CRI 95 - 20V - 2700°K or 3000°K

CE IP20 Δ 1m

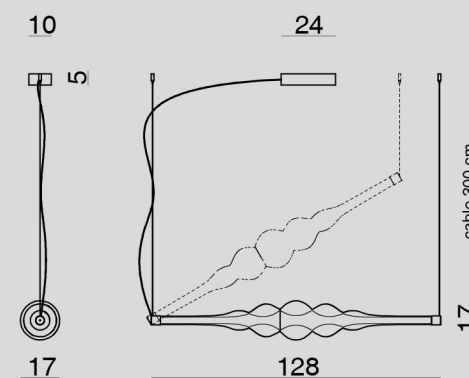
1555.VE con spina shuko / with shuko plug

SOSPENSIONE / HANGING LAMP

L17 - P17 - H128 cm - cavo/cable 200 cm

LED 21,6 W DIMM - 3245 Lm - 150,2 Lm/W
1080 mA - CRI 95 - 20V - 2700°K or 3000°K

CE IP20 Δ 1m



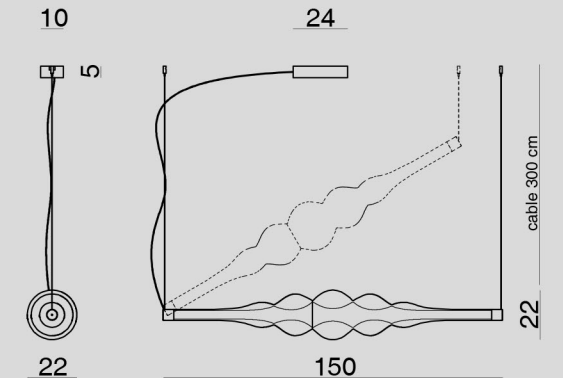
1553.OR.2

SOSPENSIONE / HANGING LAMP

L128 - P17 - H17 cm - cavo/cable 300 cm

LED 21,6 W DIMM - 3245 Lm - 150,2 Lm/W
1080 mA - CRI 95 - 20V - 2700°K or 3000°K

CE IP20 Δ 1m



GIG1553.OR.2.

SOSPENSIONE / HANGING LAMP

L150 - P22 - H22 cm - cavo/cable 300 cm

LED 24,48 W DIMM - 3677 Lm - 150,2 Lm/W
1080 mA - CRI 95 - 20V - 2700°K or 3000°K

CE IP20 Δ 1m

COLORI VETRO DISPONIBILI / AVAILABLE GLASS COLOURS



01 - TRASPARENTE
TRANSPARENT



bicolore IRIDE-TABACCO
bicolored SHINY-TABACCO

FINITURA METALLICA DISPONIBILE / METAL FINISH AVAILABLE



CROMO
CHROME



ORO SATINATO
SATIN GOLD



NICHEL NERO SATINATO
SATIN BLACK NICKEL